

DMK 331

Industrial Pressure Transmitter

Ceramic Sensor

accuracy according to IEC 60770:
0.5 % FSO



Nominal pressure

from 0 ... 400 mbar up to 0 ... 600 bar

Output signals

2-wire: 4 ... 20 mA

3-wire: 0 ... 20 mA / 0 ... 10 V

others on request

Special characteristics

- ▶ pressure port G 1/2" flush for pasty and polluted media
- ▶ pressure port G 1/2" open port PVDF for aggressive media
- ▶ oxygen application





Optional versions

- ▶ IS-version
Ex ia = intrinsically safe for gases and dusts
- ▶ SIL 2
according to IEC 61508 / IEC 61511
- ▶ customer specific versions

The industrial pressure transmitter DMK 331 with ceramic sensor has been especially designed for pasty, polluted or aggressive media and for oxygen applications at low pressure range.

As with all industrial pressure transmitters made by BD|SENSORS, you may choose between various electrical and mechanical connections also on DMK 331.

Preferred areas of use are

-  Plant and machine engineering
-  Energy industry
-  Environmental engineering
(water - sewage - recycling)
-  Medical technology



Input pressure range ¹																					
Nominal pressure gauge [bar]	-1...0	0.4	0.6	1	1,6	2,5	4	6	10	16	25	40	60	100	160	250	400	600 ²			
Nominal pressure abs. [bar]	-	-	0.6	1	1,6	2,5	4	6	10	16	25	40	60	100	160	250	400	600 ²			
Overpressure [bar]	4	1	2	2	4	4	10	10	20	40	40	100	100	200	400	400	600	800			
Burst pressure ≥ [bar]	7	2	4	4	5	7,5	12	18	30	50	75	120	180	300	500	750	1000	1100			
Vacuum resistance	P _N ≥ 1 bar: unlimited vacuum resistance									P _N < 1 bar: on request											
¹ PVDF pressure port possible for nominal pressure ranges up to 60 bar																					
² nominal pressure 600 bar without UL certification																					
Output signal / Supply																					
Standard	2-wire: 4 ... 20 mA / V _S = 8 ... 32 V _{DC}									SIL-version: V _S = 14 ... 28 V _{DC}											
Option IS-protection	2-wire: 4 ... 20 mA / V _S = 10 ... 28 V _{DC}									SIL-version: V _S = 14 ... 28 V _{DC}											
Options 3-wire	3-wire: 0 ... 20 mA / V _S = 14 ... 30 V _{DC}																				
	0 ... 10 V / V _S = 14 ... 30 V _{DC}																				
Performance																					
Accuracy ³	± 0.5 % FSO																				
Permissible load	current 2-wire: R _{max} = [(V _S - V _{S min}) / 0.02 A] Ω									current 3-wire: R _{max} = 240 Ω											
	voltage 3-wire: R _{min} = 10 kΩ																				
Influence effects	supply: 0.05 % FSO / 10 V									load: 0.05 % FSO / kΩ											
Long term stability	± 0.3 % FSO / year at reference conditions																				
Response time	2-wire: ≤ 10 msec									3-wire: ≤ 3 msec											
³ accuracy according to IEC 60770 – limit point adjustment (non-linearity, hysteresis, repeatability)																					
Thermal effects (Offset and Span) / Permissible temperatures																					
Thermal error	± 0.2 % FSO / 10 K																				
in compensated range	-25 ... 85 °C																				
Permissible temperatures ⁴	medium: -40 ... 125 °C					electronics / environment: -40 ... 85 °C					storage: -40 ... 100 °C										
⁴ for pressure port of PVDF the minimum temperature is -30 °C																					
Electrical protection																					
Short-circuit protection	permanent																				
Reverse polarity protection	no damage, but also no function																				
Electromagnetic compatibility	emission and immunity according to EN 61326																				
Mechanical stability																					
Vibration	10 g RMS (25 ... 2000 Hz)									according to DIN EN 60068-2-6											
Shock	500 g / 1 msec									according to DIN EN 60068-2-27											
Materials																					
Pressure port	standard: stainless steel 1.4404 (316 L)												optional for G1/2" open port with nominal pressure range up to 60 bar: PVDF			others on request					
Housing	stainless steel 1.4404 (316L)																				
Option compact field housing	stainless steel 1.4305 (303) with cable gland brass, nickel plated												others on request								
Seals (media wetted)	standard: FKM																				
	option: EPDM (for P _N ≤ 160 bar)																				
Diaphragm	ceramic Al ₂ O ₃ 96 %																				
Media wetted parts	pressure port, seals, diaphragm																				
Explosion protection (only for 4 ... 20 mA / 2-wire)																					
Approval	IBExU 10 ATEX 1068 X / IECEx IBE 12.0027X																				
DX19-DMK 331	stainless steel pressure port: zone 0: II 1G Ex ia IIC T4 Ga												zone 20: II 1D Ex ia IIIC T 85°C Da			plastic pressure port: zone 1: II 2G Ex ia IIC T4 Gb			zone 21: II 2D Ex ia IIIC T 85°C Db		
Safety technical maximum values	U _i = 28 V _{DC} , I _i = 93 mA, P _i = 660 mW, C _i ≈ 0 nF, L _i ≈ 0 μH, the supply connections have an inner capacity of max. 27 nF to the housing																				
Permissible temperatures for environment	in zone 0: -20 ... 60 °C with p _{atm} 0.8 bar up to 1.1 bar																				
	in zone 1 or higher: -20 ... 70 °C																				
Connecting cables (by factory)	cable capacitance: signal line/shield also signal line/signal line: 160 pF/m																				
	cable inductance: signal line/shield also signal line/signal line: 1 μH/m																				
Miscellaneous																					
Option SIL2 version ⁵	according to IEC 61508 / IEC 61511																				
Option oxygen application	for P _N ≤ 25 bar: O-ring in FKM Vi 567 (with BAM-approval); permissible maximum values are 25 bar / 150 °C																				
Current consumption	signal output current: max. 25 mA									signal output voltage: max. 7 mA											
Weight	approx. 140 g																				
Installation position	any																				
Operational life	100 million load cycles																				
CE-conformity	EMC Directive: 2014/30/EU									Pressure Equipment Directive: 2014/68/EU (module A) ⁶											
ATEX Directive	2014/34/EU																				
⁵ only for 4 ... 20 mA / 2-wire																					
⁶ This directive is only valid for devices with maximum permissible overpressure > 200 bar																					

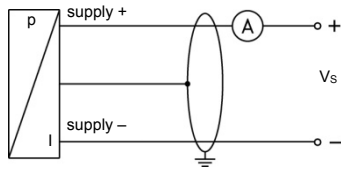
DMK 331

Industrial Pressure Transmitter

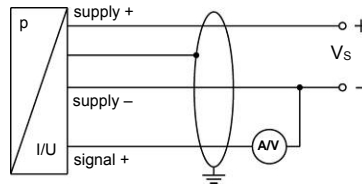
Technical Data

Wiring diagrams

2-wire-system (current)



3-wire-system (current / voltage)

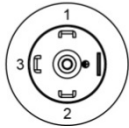
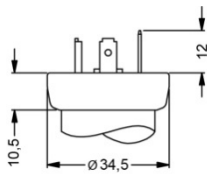


Pin configuration

Electrical connection	ISO 4400	Binder 723 (5-pin)	M12x1 / metal (4-pin)	field housing	cable colour (IEC 60757)
Supply +	1	3	1	IN +	wh (white)
Supply -	2	4	2	IN -	bn (brown)
Signal + (only for 3-wire)	3	1	3	OUT+	gn (green)
Shield	ground pin	5	4		gnye (green-yellow)

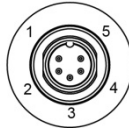
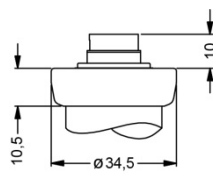
Electrical connections (dimensions in mm)

standard

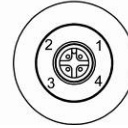
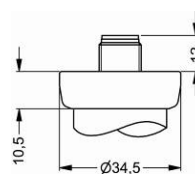


ISO 4400 (IP 65)

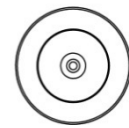
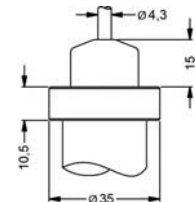
option



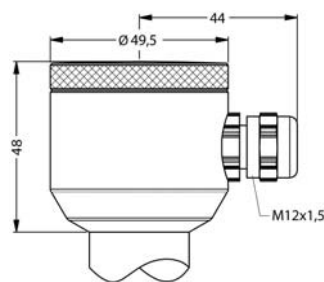
Binder Series 723 5-pin (IP 67)



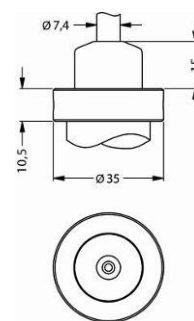
M12x1 4-pin (IP 67)



cable outlet with PVC cable (IP 67)⁷



compact field housing (IP 67)



cable outlet, cable with ventilation tube (IP 68)⁸

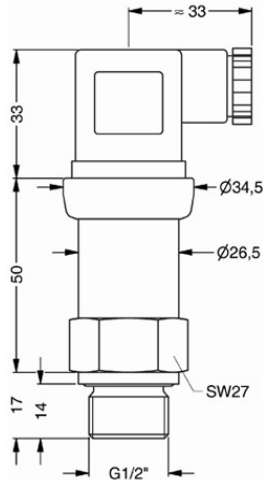
⇒ universal field housing stainless steel 1.4404 (316 L) with cable gland M20x1.5 (ordering code 880) and other versions on request

⁷ standard: 2 m PVC cable without ventilation tube (permissible temperature: -5 ... 70°C)

⁸ different cable types and lengths available, permissible temperature depends on kind of cable

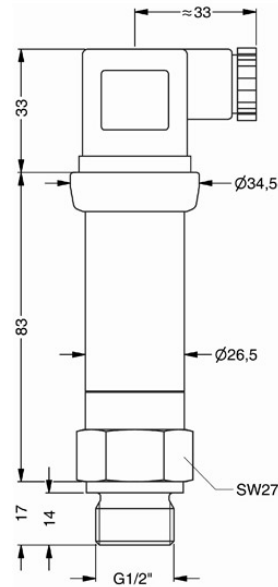
Mechanical connection (dimensions in mm)

standard



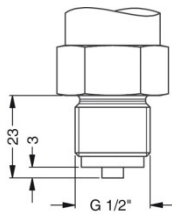
G1/2" DIN 3852
with ISO 4400

standard for SIL- and SIL-IS-version

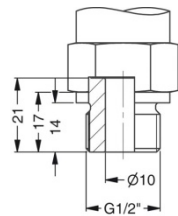


G1/2" DIN 3852
with ISO 4400

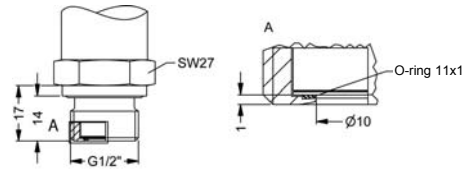
option



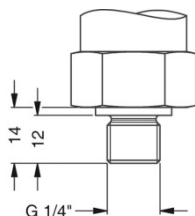
G1/2" EN 837



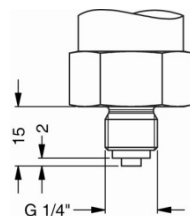
G1/2" open port



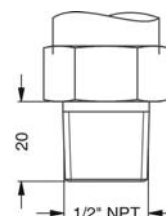
G1/2" semi-flush DIN 3852; M20x1.5⁹



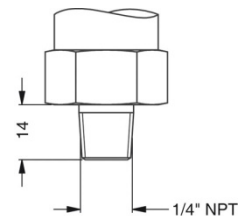
G1/4" DIN 3852



G1/4" EN 837



1/2" NPT



1/4" NPT

⇒ metric threads and other versions on request

⁹ possible for nominal pressure ranges $P_N \leq 25$ bar; absolute pressure ranges on request

© 2018 BDI SENSORS GmbH – The specifications given in this document represent the state of engineering at the time of publishing. We reserve the right to make modifications to the specifications and materials.

